

# The Ozzobulla Exercise





---

## Sheet B

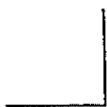
Your boss has just given you a card (printed below) which explains the **Ozzozi Number System** – a system which assigns a specific symbol to each of the numerals 1 – 9. (A zero can be represented by diagonally crossed sticks **X**.)


You must teach this system to employees before your company can use it as a code for certain billing data.


Your abilities, both as an organiser and as a teacher, will be measured on the basis of how well your trainee remembers and is able to convert any Arabic number from 1 – 50 into its Ozzozi equivalent.

For example, if you asked him to write the number 26, he must be able to write   or for 34 write  


Now take 5 minutes to analyse the system and decide how you are going to teach it.


1. = 


4. = 


7. = 

2. = 

5. = 

8. = 

3. = 

6. = 

9. = 